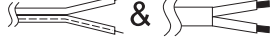
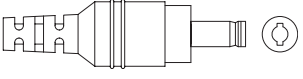
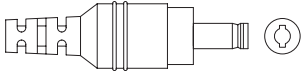
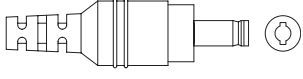
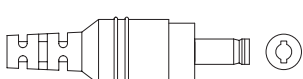



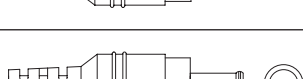
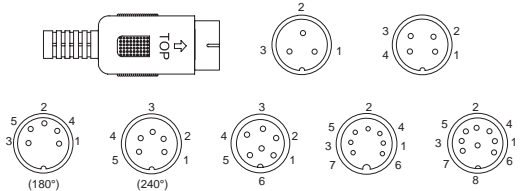


# Appendix: Plug List of Output Cable

Code	Plug Type	Specification	Outline / Drawing
00	Strip & Tined	NC	
01	Barrel Type	5.5x2.1	
02		5.5x2.5	
03		4.75x1.7	
04		4.0x1.7	
05		3.5x1.35	
06		2.35x0.7	
07		6.3x3.0	
08		6.5x1.4	
11		Barrel Type Right Angle	5.5x2.1
12	5.5x2.5		
13	4.75x1.7		
14	4.0x1.7		
15	3.5x1.35		
16	2.35x0.7		
17	6.3x3.0		
18	6.5x1.4		
21	Din (male)	3Pin	
22		4Pin	
23		5Pin(180)	
24		5Pin(240)	
25		6Pin	
26		7Pin	
27		8Pin	

Code	Plug Type	Specification	Outline / Drawing
31	Mini-Din (male)	3Pin	
32		4Pin	
33		5Pin	
34		6Pin	
35		7Pin	
36		8Pin	
41	Power-Mini Din (male)	3Pin (Molding)	
42		4Pin (Molding)	
45		3Pin (Assembly/Lock Type)	
46		4Pin (Assembly/Lock Type)	
61	Interchangeable Connector	2Pin	
62		2Pin	
63		3Pin	
71	Switchcraft Locking Type	A:5.5, B:2.5 C:0.375"(9.52mm)	
72		A:5.5, B:2.5 C:0.475"(12.06mm)	
73		A:5.5, B:2.1 C:0.375"(9.52mm)	
74		A:5.5, B:2.1 C:0.475"(12.06mm)	
81	DC Jack with Screw	A:5.5, B:2.1, C:7.5	
82		A:5.5, B:2.1, C:10.1	
91	Cigarette Lighter		